

NEW



MIDI EXCAVATOR | 85Z-1/86C-1

Operating weight: 8300/8600kg | Net engine power: 45.4kW | Tier 2/Stage II



QUALITY, RELIABILITY AND DURABILITY.

AT JCB, WE'VE BEEN BUILDING TRACKED EXCAVATORS FOR 50 YEARS. OUR LATEST 85Z AND 86C MIDI EXCAVATORS ARE PRODUCTS OF ALL THIS EXPERIENCE AND INSIGHT, DESIGNED TO BE ROBUST, STRONG AND DURABLE WITHOUT COMPROMISING PERFORMANCE.

With a finite element analysis-designed heavy duty structure as well as simplified H-frame construction, the undercarriage of an 85z or 86c is both durable and confidence-inspiring.



1

Structural strength.

- 1 Our fully robot welded boom and dipper is made of high tensile strength steel, with internal baffle plates for longlife durability.
- 2 Our clean and elegant four-plate dipper design provides added structural strength.
- 3 The bodywork on our midi excavators is made exclusively from pressed steel with no plastic, so it's strong and easy to repair.



3

The heavy duty boom cylinder guard provides excellent protection with optional dipper and crowd cylinder guards available for more arduous applications.



Designed for hard work.

4 These latest 8-tonne class machines boast a heavy-duty kingpost which features durable re-bushable pivots to optimise service life. It also provides a safe route for all excavator hoses.

5 Because the cab door sits within the counterweight length when folded back, it's well protected from damage throughout operation.

The finest componentry.

6 We've used only tried and tested premium manufacturers like JCB Diesel by Kohler engines, Nachi and Bosch-Rexroth hydraulic components and Bridgestone tracks.

High quality 450mm rubber tracks with interlocking links will perform in even the most arduous applications.

7 Our 450mm/600mm steel tracks are pre-drilled to allow easy fitment of bolt on rubber pads. There is also the option of dedicated Road Liner Pads (GeoGrip), which enable individual segments to be replaced if damaged.



PRODUCTIVITY AND PERFORMANCE.

JCB'S 85Z AND 86C ARE HIGH-PERFORMANCE PRODUCTIVE MIDI EXCAVATORS. PEAK POWER AND TORQUE AT LOW ENGINE SPEEDS MAKES FOR EFFICIENT CYCLES, AND THERE'S A WEALTH OF INNOVATIVE DESIGN FEATURES TO GET THE MOST FROM EVERY DROP OF FUEL.

The productive midi.

- 1 The new 8T range has a JCB by Kohler common rail Stage II/Tier 2 compliant engine, with turbocharger and intercooler. Power is increased to 48kW at just 2200rpm, and there's 300Nm of torque.
- 2 Tractive effort and 5kph tracking speeds are class leading, ensuring high dozer capabilities and fast travel times. To increase productivity our auto kickdown motors automatically adapt to changes in terrain increasing productivity and reducing operator fatigue.
- 3 For ultimate lift capacity and stability, opt for our 86c with its optional triple articulated boom (TAB) giving you a greater working range with extended reach, closer digging and higher dumping capability.



ZTS or CTS?

We offer both zero and conventional tailswing configurations, but choosing the right one for you depends on your application as both setups can boost productivity in different ways. CTS gives greater stability, lifting capacity and a larger dig end; ZTS offers more manoeuvrability (especially in confined spaces) because operators don't have to worry about what's around them.



Innovative hydraulics.

- 4 A premium closed centre pump and valve provides improved flow sharing for smooth, precise and balanced operation during multifunctioning.
- 5 Versatility is part of the package: our twin auxiliary lines generate both high and low hydraulic flows for an array of attachments.

Dozer design.

- 6 The new dozer profile and angle provides high performance with easy-clean low soil retention. Tapered lift points are positioned behind the edge of the blade, providing excellent protection.
- 7 We offer a dozer blade float option which enables easier ground leveling and efficient site clean up. Along with an angled dozer blade to speed up trench back filling.

At the dig end.

- 8 Bucket rotation is a huge 200°, offering great spoil retention during truck loading. Choose a dipper length to suit your application – from 1.65-2.25m, providing total versatility.
- 9 Our boom and dipper are perfectly matched, creating optimal dig end geometry. This makes it easier to work and load in confined areas.



COMFORT AND EASE OF USE.

WE'VE ALWAYS BELIEVED THAT A FUNDAMENTAL PART OF HIGH PRODUCTIVITY IS A COMFY, ERGONOMIC WORKING ENVIRONMENT. CONSEQUENTLY, YOU'LL FIND THAT CABS AND CONTROLS ON AN 85Z OR 86C ARE GREAT PLACES TO WORK, EVEN FOR LONG STINTS.

All-day comfortable cab.

1 The cab is incredibly spacious and its large door provides easy, safe access. Inside, you'll find 6% more space than before, plenty of storage, a phone tray, stowage nets and cup holder.

2 A radio, 12V phone charger, powerful heater with window de-mister and a high performing air conditioning system with 9 vents completes the picture.

3 To ensure all-day operator comfort, there's fully adjustable suspension seating with an optional heated air suspension seat with independent adjustable positions. Switches are ergonomically laid out around a crystal clear informative colour LCD display with optional reversing camera.

4 Our short pitched tracks engage every tooth on the sprocket for less vibration and noise, as well as a far smoother ride.





Complete command of hydraulics.

5 The electro proportional high flow line has 10 selectable flow rates for total attachment compatibility and seamless operation.

6 A switch in the cab provides easy operation of single or double-acting auxiliary flow.

7 The hydraulic valve block is isolated from the chassis by rubber mounts for reduced noise and vibration. It's also easily accessed beneath the side-opening bonnet.

8 With ergonomic electro-hydraulic dozer control as standard, operators can achieve smooth and precise grading control.



SAFETY AND SERVICEABILITY.

A SAFE SITE IS OF PARAMOUNT IMPORTANCE TO ANY OWNER; LIKEWISE MACHINERY THAT'S EASY AND FAST TO SERVICE. BOTH THE 85Z AND 86C WILL PROTECT MACHINERY, OPERATORS AND BYSTANDERS ALIKE, AS WELL AS PROVIDING DOWNTIME-MINIMISING SERVICEABILITY.

Safer by design.

1 The 86c and 85z cab is ROPS and TOPS compliant with optional Level 1 & 2 FOPS protection. Further optional front screen guards provide peace of mind for operators, whilst boom and optional cab worklight guards protect vulnerable components in hazardous applications.

2 Stability on both machines is best-in-class thanks to a large track frame width and low centre of gravity.

3 JCB's safety lever lock fully isolates hydraulic functions to prevent unintended movement.

4 Our unique 2GO system ensures your midi excavator hydraulics can only be operated in a safe lockable position via two separate inputs.

5 The JCB 86c and 85z have excellent front visibility courtesy of a 70/30 front screen split. What's more, there's a clear view of the front right track for easy, safe trench digging and manoeuvring. Overall we have 11% more visibility than before.



For safer lifting operations optional boom, dozer and dipper hose burst check valves are available.



With a true zero tailswing design, the 85z reduces impact risks in tight workspaces.



4

2

1

JCB midis have the best SAE service rating on the market, partly because routine checks can be done easily without special tools, and also thanks to the gas-strutted 30° tilting cab.

Routine servicing.

6 All dig end and dozer greasing intervals are best-in-class at 500 hours due to our graphite impregnated bronze bushes saving time and money.

7 JCB's open frame undercarriage design with sloping track legs minimises material build-up for easier cleaning.

8 Underneath the wide opening steel bonnet you can easily fill the fuel tank on a JCB midi from ground level, made easier with the external diesel indicator. The optional refueling pump features an auto stop function for reduced spillage and increased safety.

Further maintenance.

9 Key components are easy to get to: there's a large inspection cover for the rotary joint and slew bearing; removable side skirts and in-fill panel. The sealed idler tension unit stops soil build-up; and dozer hoses terminate at the bulkhead for simple replacement.

10 These machines feature colour-coded hydraulic hoses for easy identification.

11 Lifting a JCB 86c or 85z is made easier because the tapered dozer lift points are behind the edge of the blade; this also keeps them protected.

12 The two piece floor mat is removable for easy cleaning whilst the anti slip cast tread plate provides safe entry and egress as well as long term protection to the paint bodywork.



LOW COST OF OWNERSHIP.

OUR TRACKED EXCAVATORS ARE DESIGNED TO GIVE YOU MORE THAN JUST GREAT PERFORMANCE AND LONG SERVICE LIFE. MACHINES LIKE THE 85Z AND 86C WILL ALSO PROVIDE ULTIMATE VALUE FOR MONEY, BOTH ON AND OFF YOUR WORKING SITES.

A great investment.

1 Engine revs automatically drop below idle when the operator's armrest is lifted; this unique feature improves fuel economy and reduces noise levels.

2 Auto idle can be programmed to activate between 2 and 30 seconds after the controls have been inactive to increase fuel efficiency.

With two dig modes (including ECO for maximum efficiency, heavy for maximum productivity) you can tailor performance to suit your application.

3 With identical bucket pin geometry to the world leading JCB 3CX backhoe loader, attachments are fully interchangeable.

4 Because damage sometimes happens on site, we use flat glass windows throughout, minimising replacement costs.

The load-sensing hydraulics on JCB's 8-tonne excavators only consume power on demand, conserving fuel for when you need it most.

The patented near zero pressure return line circuit further improves fuel efficiency as the pump does not need to overcome as high a pressure before any work can be done.



LIVELINK, WORK SMARTER.

JCB LIVELINK IS AN INNOVATIVE SOFTWARE SYSTEM THAT LETS YOU MONITOR AND MANAGE YOUR MACHINES REMOTELY – ONLINE, BY EMAIL OR BY MOBILE PHONE.

Productivity and cost benefits –

Machine location information can improve fleet efficiency and you may even enjoy reduced insurance costs courtesy of the added security that LiveLink brings.

** Note: Please consult your local dealer for LiveLink availability*



LIVELINK



Maintenance

benefits – Accurate hours monitoring, maintenance history records, critical machine alerts and service alerts improve maintenance planning.

Security benefits – Real-time geofencing lets you set operating zones and curfew alerts that tell you when your machinery outside of pre-determined times. Location information helps you store machines safely.

VALUE ADDED.

JCB'S WORLDWIDE CUSTOMER SUPPORT IS FIRST CLASS. WHATEVER YOU NEED AND WHEREVER YOU ARE, WE'LL BE AVAILABLE QUICKLY AND EFFICIENTLY TO HELP MAKE SURE YOUR MACHINERY IS PERFORMING TO ITS FULL POTENTIAL.



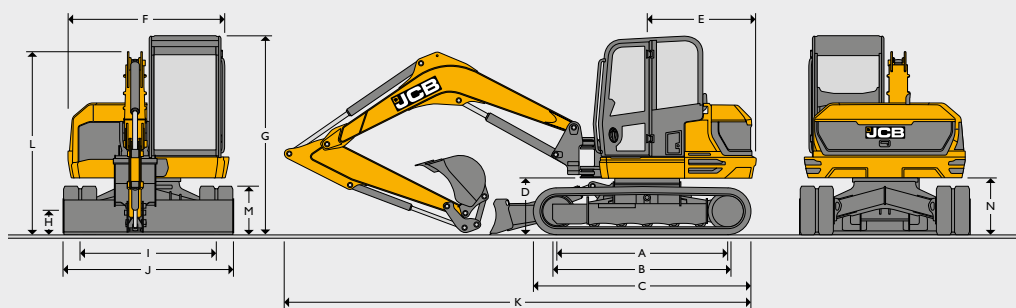
1 Our Technical Support Service provides instant access to factory expertise, day or night, while our Finance and Insurance teams are always on hand to provide fast, flexible, competitive quotes.

JCB Premiercover offers comprehensive extended warranties and service agreements, as well as service-only or repair and maintenance contracts. Irrespective of what you opt for, our Maintenance teams around the world charge competitive labour rates, and offer non-obligation quotations as well as fast, efficient insurance repair work.



2 The global network of JCB Parts Centres is another model of efficiency; with 16 regional bases, we can deliver around 95% of all parts anywhere in the world within 24 hours. Our genuine JCB parts are designed to work in perfect harmony with your machine for optimum performance and productivity.

STATIC DIMENSIONS



Machine model	85z-1	86c-1	86c-1 TAB
A Sprocket idler centres	mm	2325	
B Track length on ground	mm	2325	
C Undercarriage overall length – rubber	mm	2950	
Undercarriage overall length – steel		2900	
D Kingpost clearance	mm	793	
E Tailswing radius	mm	1490	1600
F Overall width of superstructure	mm	2168	2187
G Height over cab	mm	2706	
H Ground clearance	mm	350	
I Track gauge	mm	1850	
J Width over tracks (450 shoes)	mm	2300	
K Transport length with standard dipper	mm	5833	6645 / 6655
L Transport height with standard dipper	mm	2706	
M Track height	mm	650	
N Counterweight clearance	mm	762	

ENGINE

Machine model	85z-1	86c-1	86c-1 TAB
Model	Tier 2 Stage II KDI 2504 TCR		
Fuel	Diesel		
Cooling	Water cooled		
Gross power ISO 14396	kW (hp) @ 2200 rpm	48	
Net power	kW (hp) @ 2200 rpm	45.4	
Gross torque ISO 14396	Nm @ 1500 rpm	305	
Displacement	cc / litres	2500	
Gradeability	degrees	30	
Starter motor	kW (hp)	2	
Battery	volt / Ah	12V, 750	
Alternator	volt / amps	12V, 100	

UNDERCARRIAGE

Machine model	85z-1	86c-1	86c-1 TAB
No of top rollers		1	
No of bottom rollers		5	
Track width	mm	450	
Track width optional	mm	600	
Ground clearance	mm	345	
Track tensioning		Grease	
Travel speed – low	kph	2.5	
Travel speed – high	kph	5	
Tractive effort	kN	61	65

HYDRAULIC SYSTEM

Machine model	85z-1	86c-1	86c-1 TAB
Nominal output @ 2200	lpm	158.4	
Excavator/track main relief pressure	bar	300	
Slew main relief pressure	lpm	226	
Auxiliary low flow	lpm	25	
Auxiliary high flow	lpm	100	
Auxiliary low flow	bar	190	
Auxiliary high flow	bar	190	

WEIGHTS

Machine model	85z-1	86c-1	86c-1 TAB
Operating weight* (450mm rubber tracks)	kg	8300	8600
Transport weight (450mm rubber tracks)	kg	8225	8525
With FOGS guard – Stage 1	kg		+14
With FOGS guard – Stage 2	kg		+60
With steel tracks (450mm)	kg		+163
With steel tracks (600mm)	kg		+367
With Bridgestone geogrips	kg		+181
With wide dozer (2470mm)	kg		+18
With narrow dozer (2200mm)	kg		-5
Ground bearing pressure (450mm rubber tracks)	kg/cm ²	0.40	0.41
Ground bearing pressure (450mm steel tracks)	kg/cm ²	0.40	0.42
Ground bearing pressure (600mm steel tracks)	kg/cm ²	0.31	0.32

OPERATOR STATION

Machine model	85z-1	86c-1	86c-1 TAB
Cab/canopy height	mm	1554	
Cab/canopy height with FOGS guard LEVEL 1	mm	1643	
Cab/canopy height with FOGS guard LEVEL 2	mm	1730	
Cab/canopy length	mm	1942	
Cab/canopy width	mm	1040	
Distance from seat base to roof	mm	1120	
Door aperture width	mm	612	

SERVICE CAPACITIES

Machine model	85z-1	86c-1	86c-1 TAB
Fuel tank	1	112	
Engine coolant	1	12.1	
Engine oil	1	11.2	
Hydraulic system	1	118	
Hydraulic tank	1	66	

EEC NOISE LEVELS (95/27/EC DYNAMIC)

Cab / canopy external	dB (LwA)	96
Cab internal	dB (LpA)	74*

*Internal noise during default eco mode

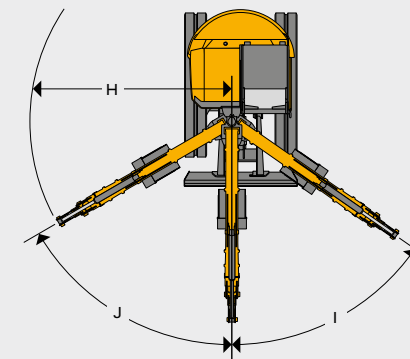
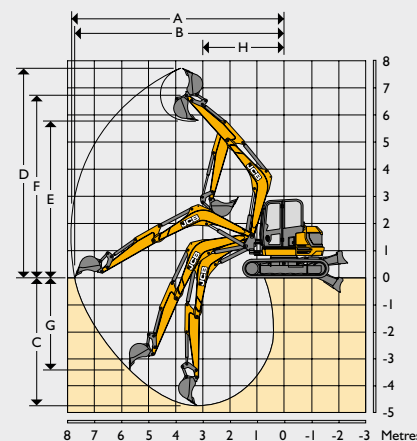
STANDARD EQUIPMENT

Tilting cab, Fully glazed ROPS & TOPS certified cab with JCB Impact Protection front screen, 2 speed intermittent wiper with wash/wipe, Roof mounted front worklights, 3 speed heater/demister with 9 adjustable air vents, Colour LCD display, Digital clock, Adjustable sunblind, Internal lockable toolbox, Cup holder, Coat hook, 12v accessory socket, Interior light, Full audio/visual warning systems, Radio ready kit, Auto idle throttle, Below idle system, 2 digging modes (Eco & Heavy), ISO servo controls with electro-hydraulic dozer lever, Electro-proportional thumb controlled high flow double acting auxiliary, 10 selectable auxiliary flow rates, Joystick mounted hammer switch, Electronic single/double acting auxiliary changeover valve, Neutral start, Full control isolation, "2 go" hydraulic isolation, Midback suspension seat, 2 piece removable floormat, Beacon ready kit, Two speed tracking, Auto-kickdown track motors, 450mm short pitch rubber tracks, Double element air cleaner, Heavy-duty alternator, Heavy-duty battery, Hydraulic slew braking with disc type park brake, ORFS hydraulics, Colour coded hydraulic hoses, Bushed kingpost, 500 hour dig end greasing intervals, Heavy duty boom cylinder guard, Protected boom worklight, 2000mm dipper (85Z), 2100mm dipper (86C), 2 position bucket tipping link - Speed & Power, Quick release auxiliary couplers, 100% steel bodywork.

OPTIONAL EQUIPMENT

Air-conditioning, FOPS guard stage 1 or 2, 450mm or 600mm steel tracks, 450mm Geo Grip Road Liner tracks, Fan & chaff guards, Battery isolator (standard for EU), High back seat or deluxe heated high back air-suspension seat, Radio installation, Electro-proportional thumb controlled low flow auxiliary, Hose burst check valve lifting kit (dozer, boom & dipper), Bucket-to-grab change over valve, Mechanical quickhitch, Hydraulic quickhitch, Hydraulic quickhitch ready pipework, General purpose digging buckets, Ditch/grading buckets, Hydraulic hammers, Rotating/strobe beacon, Travel alarm, White noise alarm, Face fan, Toolkit, Greasegun & cartridge, Fire extinguisher, Exterior cab mounted mirrors, Interior mirror, Electric refuelling pump, JCB Immobiliser (Unique key or keypad system), CESAR datatag (UK only), Dozer float, Angled dozer blade, TAB boom, Dual pattern controls (ISO/SAE change-over), Front screen guard (Fine or course), Rear roof mounted worklight, Twin pair of front roof mounted worklights, Short & long dipper options, Thumb ready dipper, Livelink, Special paint options, Block heater 110/240V.

WORKING RANGE














		85z-1	86c-1	86c-1 TAB
	Boom length	mm	2900	3360
	Dipper length	mm	1650 / 2000 / 2100	1650 / 2100 / 2250
A	Max digging reach	mm	6596 / 6933 / 7029	6815 / 7244 / 7387
B	Max digging reach on ground	mm	6401 / 6748 / 6848	6635 / 7075 / 7225
C	Max digging depth – dozer up	mm	3234 / 3584 / 3684	3931 / 4381 / 4531
	Max digging depth – dozer down	mm	3615 / 3625 / 3715	3922 / 4372 / 4522
D	Max digging height	mm	6487 / 6758 / 6836	6848 / 7181 / 7293
E	Max dump / load-over height	mm	4674 / 4946 / 5023	5061 / 5395 / 5506
F	Max height to dipper nose pivot pin	mm	5547 / 5819 / 5896	5914 / 6248 / 6359
G	Max vertical wallcut depth	mm	2525 / 2849 / 2941	2736 / 3151 / 3289
H	Min. front swing radius (no offset)	mm	2847 / 3002 / 3047	2554 / 2679 / 2721
	Min. front swing radius (fully offset)	mm	2478 / 2620 / 2660	2310 / 2427 / 2466
I	Boom swing left	degrees		55
J	Boom swing right	degrees		60
	Bucket rotation	degrees		200
	Dipper rotation	degrees	114	122
	Bucket tearout	kN		57.1
	Dipper tearout	kN	43.8	42.3
	Slew speed	rpm		10
				42.3/40.3/49.9

DOZER

Machine model	85z-1	86c-1	86c-1 TAB
Dozer length	mm	1497	
Max height above ground	mm	471	
Dig depth below ground	mm	461	
Approach angle (degrees)	mm	27.8	
Width	mm	2320	
Height	mm	473	
Reach in front of tracks	mm	615	


LIFT CAPACITIES – 450MM RUBBER TRACKS, 3360MM BOOM, 1650MM DIPPER, NO BUCKET

86C

Load Point	2.0m			3.0m			4.0			5.0m			Capacity at maximum reach			Distance m
																
Height m	Dozer Up kg	Dozer Down kg	Over Side kg	Dozer Up kg	Dozer Down kg	Over Side kg	Dozer Up kg	Dozer Down kg	Over Side kg	Dozer Up kg	Dozer Down kg	Over Side kg	Dozer Up kg	Dozer Down kg	Over Side kg	
5.0							1543*	1649*	1687*				1486	1712*	1587	4.32
4.0							1532*	1636*	1675*	1532*	1637*	1269	1108	1655*	1210	5.14
3.0				2323	2366*	2375	1888	1923*	1888	1670	1714*	1298	1373	1679*	1155	5.5
2.0				3384	3437*	2655	2271	2314*	1800	1818	1888*	1290	1283	1714*	1035	5.75
1.0				3090	394*	2430	2115	2636*	1673	1575	2036*	1245	1215	1757*	1028	5.73
0.0				3158	3967*	2370	2078	2793*	1643	1523	2097*	1230	1298	1810*	1035	5.5
-1.0	3405*	3638*	3723*	3410	3497*	2348	2085	2601*	1628	1515	1897*	1170	1470	180*	1170	5.1
-2.0	4365*	4663*	4688	2897*	3095*	2354	2010	2176*	1565				1268	1783*	1370	4.44

LIFT CAPACITY – 450MM RUBBER TRACKS, 3360MM BOOM, 2100MM DIPPER, NO BUCKET

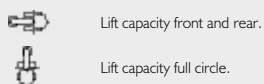
86C

Load Point	2.0m			3.0m			4.0			5.0m			Capacity at maximum reach			Distance m
																
Height m	Dozer Up kg	Dozer Down kg	Over Side kg	Dozer Up kg	Dozer Down kg	Over Side kg	Dozer Up kg	Dozer Down kg	Over Side kg	Dozer Up kg	Dozer Down kg	Over Side kg	Dozer Up kg	Dozer Down kg	Over Side kg	
5.0							1236*	1320*	1351*				1206	1484*	1307	4.92
4.0							1274*	1361*	1392*	1315*	1405*	1287	954	1462*	1050	5.64
3.0				1840*	1035*	2012*	1610*	1644*	1627*	1505*	1523*	1505*	1238	1505*	945	6
2.0				2845*	2906*	2845*	2018*	2053*	1966*	1662*	1697*	1260	1125	1523*	885	6.19
1.0				3437*	3663*	2408	2436*	2497*	1643	1545	1931*	1215	1125	1575*	878	6.18
0.0				3060	3950*	2273	2070	2767*	1590	1538	2105*	1178	1148	1618*	923	6.09
-1.0	2881*	3078*	3149*	2933	3663*	2280	1995	2706*	1530	1478	2045*	1140	1245	1662*	983	5.7
-2.0	4963*	4999*	4548	3108	3469*	2284	1962	2419*	1514	1437	1672*	1137	1031*	1646*	1130*	5.03
-3.0	3439*	3674*	3759*	2226*	2378*	2358							1467*	1567*	1604*	3.89

LIFT CAPACITY – 450MM RUBBER TRACKS, 3360MM BOOM, 2250MM DIPPER, NO BUCKET

86C
















Load Point	2.0m			3.0m			4.0			5.0m			Capacity at maximum reach			Distance m
																
Height m	Dozer Up kg	Dozer Down kg	Over Side kg	Dozer Up kg	Dozer Down kg	Over Side kg	Dozer Up kg	Dozer Down kg	Over Side kg	Dozer Up kg	Dozer Down kg	Over Side kg	Dozer Up kg	Dozer Down kg	Over Side kg	
5.0										1301*	1390*	1283	1134	1418*	1233	5.11
4.0							1184*	1265*	1294*	1247*	1332*	1292	910	1403*	1005	5.8
3.0							1446*	1545*	1581*	1356*	1449*	1264	801	1415*	891	6.21
2.0				2617*	2796*	2573	1860*	1988*	1685	1518	1652*	1218	746	1442*	834	6.41
1.0				3189	3789*	2359	2037	2426*	1588	1469	1866*	1168	730	1479*	818	6.42
0.0				3087	3852*	2263	1970	2691*	1521	1430	2009*	1129	752	1529*	841	6.23
-1.0	2739*	2926*	2994*	3065	4030*	2242	1941	2719*	1493	1412	2014*	1111	816	1569*	908	5.86
-2.0	4612*	4927*	4506*	3087	3568*	2263	1947	2473*	1498	1421	1761*	1120	970	1603*	1067	5.21
-3.0	3863*	4127*	4223*	2427*	2593*	2328	1591*	1699*	1551				1385	1551*	1481	4.15



- Notes:**
1. Lifting capacities are based on ISO 10567, that is: 75% of minimum tipping load or 87% of hydraulic lift capacity, whichever is the less. Lifting capacities marked* are based on hydraulic capacity.
 2. Lift capacities assume that the machine is on firm level ground and equipped with an approved lifting point.
 3. A bucket must be fitted when lifting, the weight of this bucket must be deducted from the above lift capacities.
 4. Lift capacities may be limited by local regulations. Please refer to your dealer.
















LIFT CAPACITIES – 450MM RUBBER TRACKS, 2900MM BOOM, 1650MM DIPPER, NO BUCKET

85Z

Load Point	2.0m			3.0m			4.0			5.0m			Capacity at maximum reach			Distance m
																
Height m	Dozer Up kg	Dozer Down kg	Over Side kg	Dozer Up kg	Dozer Down kg	Over Side kg	Dozer Up kg	Dozer Down kg	Over Side kg	Dozer Up kg	Dozer Down kg	Over Side kg	Dozer Up kg	Dozer Down kg	Over Side kg	
4.0							1586*	1694*	1458						900	4.83
3.0				2059*	2199*	2242	1949	2001*	1433	1260	1888*	983	1170	1888*	818	5.2
2.0				2824	3487*	2057	1778	2514*	1380	1238	2088*	960	1058	1966*	833	5.5
1.0				2535	4385*	1905	1643	2915*	1290	1163	2210*	930	1028	2018*	825	5.5
0.0				2355	4454*	1785	1575	3071*	1215	1125	2271*	885	1058	2097*	893	5.27
-1.0	4308*	4603*	3719	2220	3889*	1740	1530	2836*	1178				1200	2105*	1271	4.8
-2.0				2665	2901*	1907	1661*	1774*	1275				1427	1760*	1170	4.01
-3.0																
















LIFT CAPACITY – 450MM RUBBER TRACKS, 2900MM BOOM, 2000MM DIPPER, NO BUCKET

85Z

Load Point	2.0m			3.0m			4.0			5.0m			Capacity at maximum reach			Distance m
																
Height m	Dozer Up kg	Dozer Down kg	Over Side kg	Dozer Up kg	Dozer Down kg	Over Side kg	Dozer Up kg	Dozer Down kg	Over Side kg	Dozer Up kg	Dozer Down kg	Over Side kg	Dozer Up kg	Dozer Down kg	Over Side kg	
4.0							1323*	1413*	1446*	1286	1529*	1000	1000	1577*	915	5.24
3.0							1705*	1740*	1662*	1283	1723*	998	1043	1731*	818	5.5
2.0				3036*	3141*	2153	1800	2297*	1395	1298	1949*	968	960	1810*	720	5.83
1.0				2573	4211*	1928	1658	2784*	1313	1178	2158*	908	923	1844*	728	5.82
0.0				2475	4498*	1785	1605	3062*	1230	1155	2297*	915	990	1940*	788	5.6
-1.0	3599	3845*	3568	2340	4124*	1718	1568	3019*	1193	1155	2245*	870	1073	1966*	863	5.15
-2.0	4999	4999*	3653	2577	3349*	1818	1622	2202*	1200				1146	1667*	1026*	4.52
-3.0																

LIFT CAPACITY – 450MM RUBBER TRACKS, 2900MM BOOM, 2100MM DIPPER, NO BUCKET

85Z

Load Point	2.0m			3.0m			4.0			5.0m			Capacity at maximum reach			Distance m
																
Height m	Dozer Up kg	Dozer Down kg	Over Side kg	Dozer Up kg	Dozer Down kg	Over Side kg	Dozer Up kg	Dozer Down kg	Over Side kg	Dozer Up kg	Dozer Down kg	Over Side kg	Dozer Up kg	Dozer Down kg	Over Side kg	
5.0							1369*	1462*	1473				1302	1614*	1185	4.53
4.0							1275*	1362*	1394*	1309	1491*	1024	984	1555*	905	5.35
3.0							1487*	1588*	1446	1297	1546*	1012	847	1554*	781	5.82
2.0				2617*	2796*	2123	1792	2046*	1369	1262	1735*	977	783	1577*	721	6.05
1.0				2682	4063*	1919	1704	2540*	1282	1221	1949*	935	767	1614*	705	6.06
0.0				2582	4507*	1825	1644	2830*	1223	1190	2079*	903	795	1658*	728	5.86
-1.0	3477*	3715*	3592	2564	4297*	1808	1621	2801*	1200	1179	1999*	892	886	1696*	807	5.42
-2.0	4999*	4999*	3672	2595	3512*	1837	1637	2321*	1216				1114	1684*	1004	4.65
-3.0																



Lift capacity front and rear.



Lift capacity full circle.

Notes:

- Lifting capacities are based on ISO 10567, that is: 75% of minimum tipping load or 87% of hydraulic lift capacity, whichever is the less. Lifting capacities marked* are based on hydraulic capacity.
- Lift capacities assume that the machine is on firm level ground and equipped with an approved lifting point.
- A bucket must be fitted when lifting, the weight of this bucket must be deducted from the above lift capacities.
- Lift capacities may be limited by local regulations. Please refer to your dealer.



ONE COMPANY, OVER 300 MACHINES.

Your nearest JCB dealer

Midi Excavator 85z-1/86c-1

Operating weight: 8300/8600kg Net engine power: 45.4kW Tier 2/Stage II

JCB Sales Limited, Rocester, Staffordshire, United Kingdom ST14 5JP.

Tel: +44 (0)1889 590312 Email: salesinfo@jcb.com

Download the very latest information on this product range at: www.jcb.com

©2009 JCB Sales. All rights reserved. No part of this publication may be reproduced, stored in a retrieval system, or transmitted in any form or by any other means, electronic, mechanical, photocopying or otherwise, without prior permission from JCB Sales. All references in this publication to operating weights, sizes, capacities and other performance measurements are provided for guidance only and may vary dependant upon the exact specification of machine. They should not therefore be relied upon in relation to suitability for a particular application. Guidance and advice should always be sought from your JCB Dealer. JCB reserves the right to change specifications without notice. Illustrations and specifications shown may include optional equipment and accessories. All images are correct at time of print. The JCB logo is a registered trademark of J.C. Bamford Excavators Ltd.

