



Bobcat®

One Tough Animal.

AGRICULTURAL RANGE

TELEHANDLERS

TL Series

🌐 Europe



PRODUCTIVITY MEETS SUPERIOR COMFORT

MEET YOUR NEW WORKMATE

Treat yourself to a superior machine that combines all-day comfort, superior productivity and dependability, intelligent features, and a robust build with intuitive operation and excellent all-round ergonomics.



*Valid for the AGRI Pack version



PREMIUM WORKSPACE

All-new, roomy cab with loads of comfort features, including a seat with dynamic suspension and heated/cooled storage compartments.

P.7



INTUITIVE & SMOOTH OPERATION

Thanks to the intelligent cab layout, color-coded control elements, and an all-in-one joystick with improved ergonomics.

P.7



EFFICIENCY AND PRODUCTIVITY

Best-in-class boom speeds and a range of smart features allow you to work faster and grow your business.

P.8



STABLE BY NATURE

You can handle heavy loads at height easily and safely, as the machine hugs the ground.

P.8

FIRST-CLASS USER EXPERIENCE



This image shows the interior of large models.



360° VISIBILITY

Enjoy a full view of the job site thanks to a fully glazed cab, thin roof grid, sloped hood and low dashboard. Up to 8 LED work lights memorize their last configuration, while the electric mirror is equipped with a de-icing function.

ALL-IN-ONE SMART JOYSTICK

Mounted on the seat armrest (available on Large models). It controls the boom and the machine's speed and direction, shakes the bucket, floats attachments, and operates the Auto Grab function.



INTUITIVE & SMOOTH OPERATION

Controls are within easy reach, and their intuitive layout and color-coding allow you to find everything quickly. Individual control elements are backlit and use the same color-coding, preserving their appearance in the dark.

INTERACTIVE DISPLAY

Streamlined information is displayed on an interactive 7-inch touch screen* with built-in radio and a phone page. For increased safety and easier manoeuvring, the feed from the rear camera is displayed when reversing.

*Only a 5-inch display available for TL25.60 AGRI



QUICK CLEANING FUNCTION

Clean all windows within seconds. All wipers and washers are activated by pushing a single button.



EASY CAB ACCESS

Getting in and out of the new cab is very convenient, thanks to the wide door opening, a single notched step, numerous handles, and unobstructed access to the new Grammer Maximo air seat.

CHOOSE YOUR ANIMAL



LARGE

PRODUCTIVITY BEASTS

Designed for heavy-duty jobs without compromising on efficiency:

- 190 l/min High Flow technology
- Lifting performance up to 4.3 tons and 7.5 m

SUPER COMPACT

COMPACTNESS AT ITS FINEST

Best performance in confined areas.

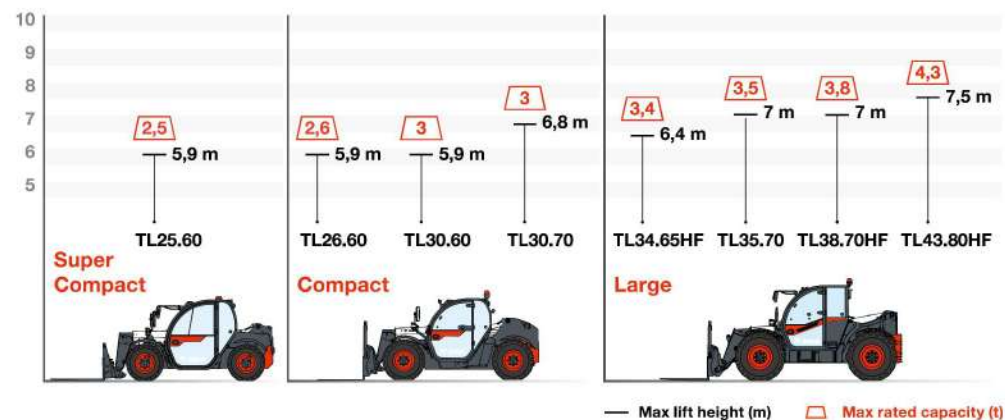
- Overall width of only 1 832 mm and height of 1 930 mm
- Lifting performance up to 2.5 tons and 6 m
- Same spacious cab as larger models for maximum comfort
- Amazing turning radius for excellent maneuverability

COMPACT

POWERFUL YET COMPACT

Ideal combination of compact dimensions and performance

- Narrow frame of 2.1 m
- Lifting performance up to 3 tons and 6.8 m
- Overall machine height can range from 2 140 mm to 2 375 mm by combining a Low/High mounted cab with 20"/24" tires



— Max lift height (m) Max rated capacity (t)

AGRI PACKS FOR SUPER COMPACT

AGRI PACKS	*	**	***
PERFORMANCE			
Bob-Tach™ carriage with manual attachment lock	✓	✓	–
Bob-Tach™ carriage with hydraulic attachment lock (Boom wiring harness mandatory)	•	•	✓
Quick-Tach carriage with manual attachment lock	•	•	•
Quick-Tach carriage with hydraulic attachment lock (Boom wiring harness mandatory)	•	•	•
Front hydraulic auxiliary & without boom wiring harness	✓	–	–
Front hydraulic auxiliary & boom wiring harness and controls in cab	•	✓	✓
Boom float (smart joystick mandatory)	•	•	–
Boom suspension and boom float (smart joystick mandatory)	•	•	✓
Fan inverter with manual & auto modes	✓	✓	✓
LIGHTS			
Halogen work lights on top of the cab (2 front + 1 rear)	✓	✓	–
Halogen work lights on boom (x2)	•	✓	–
LED work lights (3 on the cab + 2 on boom)	•	•	✓
LED work lights on the right mirror bracket (x2) (available only with Cab+ AGRI)	•	•	•
LED compact & magnetic rotating beacon	•	•	•
Light for registration plate	✓	✓	✓
SAFETY			
Standard back-up alarm	✓	–	–
White noise back-up alarm	•	✓	✓
TIRES, TRAVEL & TOWING			
Standard tires – set of 4 x 12-16.5" (general purpose)	✓	✓	✓
Rear mirror	•	✓	✓
Transmission 25 to 30 km/h (according to tires selection)	✓	✓	✓

✓ = standard • = option – = not available

AGRI PACKS	*	**	***
CAB			
Air suspension seat	✓	✓	✓
Heating & ventilation	✓	–	–
Air conditioning (HVAC)	•	✓	✓
Standard joystick	✓	–	–
Standard joystick & FNR lever	•	✓	–
Smart joystick	•	•	–
Smart joystick & FNR lever	•	•	✓
Standard 5" display with loudspeakers	✓	–	–
Standard 5" display with Bluetooth radio, microphone & loudspeakers	•	✓	✓
Hand throttle and flex drive	•	•	✓
Rear video camera	•	•	•
Cup holder	•	•	✓
Electric mirror with de-icing on right-hand side (available only with Cab+ AGRI)	•	•	•
Cab+ (phone holder, sun visor, fixed armrest, telescopic & tilting steering column, PVC document holder)	✓	–	–
Cab+ AGRI (Cab+, deluxe steering wheel, keychain, 3 pins electric socket, 4 steering modes (2WS/4WS/Crab/semi Crab), function & work light keypads)	•	✓	✓
MISCELLANEOUS			
Tool box	•	•	✓
Dust protection on boom	•	•	•
Easy greasing	•	✓	✓



Lateral window wiper with washer



FNR lever



Tool box



Dust protection on boom



Electric mirror with de-icing on right-hand side



Rear video camera



Hand throttle and flex drive



Hydraulic attachment locking using a dedicated auxiliary line



LED road pack:
• road lights
• rotating beacon
• reversing light



Standard 5" display with Bluetooth radio, microphone & loudspeakers



7" touch display (Bluetooth radio with microphone & Job manager)



Smart joystick

AGRI PACKS FOR COMPACT AND LARGE

AGRI PACKS	*	**	***	****
PERFORMANCE				
C&L Quick-Tach carriage with manual attachment lock	✓	✓	–	–
C&L Quick-Tach carriage with hydraulic attachment lock	•	•	✓	✓
C&L Boom wiring harness and controls in cab	•	•	✓	✓
C&L Auto Boom suspension	•	✓	✓	✓
C&L Auto Boom suspension and boom float (smart joystick mandatory)	•	•	✓	✓
C&L Fan inverter with manual & auto modes	✓	✓	✓	✓
LIGHTS				
C&L 4 halogen work lights	✓	–	–	–
C&L 6 halogen work lights	•	✓	–	–
C&L 6 LED work lights	•	•	✓	✓
C&L LED work lights on the right mirror bracket (x2) (available only with Cab+ AGRI)	•	•	•	✓
C&L Halogen road lights & Beacon	✓	✓	✓	–
C&L LED road pack (road lights + rotating beacon + reversing light)	•	•	•	✓
SAFETY				
C&L Standard back-up alarm	✓	–	–	–
C&L White noise back-up alarm	•	✓	✓	✓
TIRES, TRAVEL & TOWING				
C Alliance 400/70 R20 A580 steel-belted radial tires	✓	✓	✓	✓
L Alliance 460/70 R24 A580 steel-belted radial tires	✓	✓	✓	✓
L European tractor homologation	✓	✓	✓	✓
C&L Rear mirror	•	✓	✓	✓
C&L Rear auxiliary hydraulic line (double action)	•	•	•	✓
C&L Support for registration plate	✓	✓	✓	✓
C&L 30 km/h speed (with 24" tires) (except TL43.80HF)	✓	–	–	–
C&L 40 km/h speed (with 24" tires)	•	✓	✓	✓
C&L Rotating tow hitch (including rear electric socket)	✓	✓	✓	✓
C&L Trailer brake	•	•	•	•

AGRI PACKS	*	**	***	****
CAB				
C Air suspension seat	✓	✓	✓	✓
L Air suspension seat	✓	–	–	–
L Grammer air suspension seat with heating and left armrest	•	✓	–	–
L Grammer air suspension seat with heating, left armrest and right armrest with joystick	•	•	✓	✓
C&L Air conditioning (HVAC)	•	✓	✓	✓
L Lunch box (heated and refrigerated if air conditioning equipped)	•	•	✓	✓
C&L Standard joystick & FNR lever	✓	✓	–	–
C&L Smart joystick & FNR lever	•	•	✓	✓
C&L Standard 5" display with radio ready & loudspeakers	✓	–	–	–
C&L Standard 5" display with Bluetooth radio, microphone & loudspeakers	•	✓	–	–
C&L 7" touch display (Bluetooth radio with microphone & job manager)	•	•	✓	✓
C&L Hand throttle and flex drive	•	•	✓	✓
C&L Rear video camera	•	•	•	✓
L Lateral window wiper with washer	•	•	•	✓
C&L Electric mirror with de-icing on right-hand side (available only with Cab+ AGRI)	•	•	•	✓
C&L Forward/reverse drive lever on steering wheel	•	✓	✓	✓
C&L Cab+ (phone holder, sun visor, foamed armrest, telescopic & tilting steering column, PVC document holder)	✓	–	–	–
Cab+ AGRI (Cab+ + Deluxe steering wheel, keychain, telescopic & tilting steering column, Tractor 3-pin socket, 4 steering modes, work lights keypad, smart keypad with return to ground, max Lift angle)	•	✓	✓	✓
MISCELLANEOUS				
C&L Tool box	•	•	✓	✓
C&L Dust protection on Boom	•	•	•	✓
C&L Easy greasing	•	✓	✓	✓



Enjoy many improvements to the R-Series and the new air-suspension seat. This pack targets agricultural customers requiring essential farming functionalities.



Enjoy a significant upgrade in comfort. This pack targets machinery cooperatives and farmers who want a normal level of functionality.



This pack delivers a much higher level of comfort and benefits from many innovative technical features. It targets farmers who use their machine intensively every day.



The full package - containing ALL of the new comfort and productivity features of this new generation. This configuration is the pinnacle of Bobcat's innovation and excellence in farming machinery.



*4 Star Agri Pack is available only for Compact & Large models

C = Compact models: TL26.60, TL30.60, TL30.70 | L = Large models: TL35.70, TL34.65HF, TL38.70HF, TL43.80HF

MULTI-TOOL CARRIER

► THE ABILITY TO DO MORE

Get more versatility and efficiency with Bobcat® attachments and tools.

- Match performance to your Bobcat machine
- Work harder with stronger components and construction
- Rest easy with the 12-month warranty on every genuine Bobcat attachment

► ATTACHMENTS

- Angle brooms
- Augers
- Bale handlers
- Bale spikes
- Boom trusses
- Crane jibs
- Fixed forks
- Floating forks
- Fork grapples
- Grapple buckets
- Light material buckets
- Multipurpose sweepers
- Pressure washers
- Root grapples
- Sweepers
- Tillers



Light material buckets



Fork grapples



Bale spikes



Bale handler with tubes



Grapple buckets

► AUTO GRAB

No need to keep your thumb on the roller to open or close the grapple bucket or any kind of clamp attachment. Instead, simply over-press the roller - and the action is carried out automatically.



► JOB MANAGER

The Job Manager functionality allows the operator to save and recall custom settings for different attachments to quickly set the best machine settings.



► TL25.60: VERSATILITY ROOTED IN DESIGN

The Bob-Tach™ interface that comes as standard allows you to make use of the Bobcat Skid-Steer attachments range. Making this model the most versatile Super Compact Telehandler on the market. Moreover, the Attachment Control Device lets you connect to even the most advanced attachments - so you can work in many different applications.



Pressure washers



Pallet forks



Grapple buckets



Multipurpose sweepers

ADAPTABLE BY NATURE

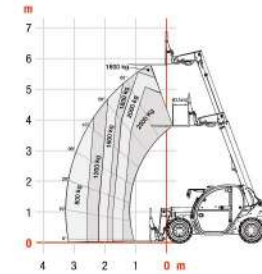
SPECIFICATIONS

SPECIFICATIONS							
	SUPER COMPACT & COMPACT MODELS			LARGE MODELS			
PERFORMANCE	TL25.60	TL26.60 / TL30.60	TL30.70	TL35.70	TL34.65HF	TL38.70HF	TL43.80HF
Maximum lift capacity	2 500 kg	2 600 / 3 000 kg	3 000 kg	3 500 kg	3 400 kg	3 800 kg	4 300 kg
Maximum lift height (24" tires)	5.9 m (20" tires)	5.9 m	6.8 m	7.0 m	6.4 m	7.0 m	7.5 m
Maximum forward reach (24" tires)	3.3 m (20" tires)	3.0 m	3.9 m	3.9 m	3.3 m	3.9 m	4.0 m
Tilt breakout force (ISO 8313)	3 300 daN	4 600 daN	4 600 daN	6 200 daN	6 200 daN	6 200 daN	7 000 daN
MASS							
Machine mass (unladen & standard tires)	4 308 kg	4 840 / 5 260 kg	5 564 kg	7 215 kg	6 445 kg	7 330 kg	7 985 kg
Max. towable mass with trailer braking system	—	17 000 kg		19 000 kg			
ENGINE							
Make / model / Emission stage	Bobcat / D24 / Stage V		Bobcat / D34 / Stage V				
Number of cylinders / Displacement	4 cylinders / 2.39 l			4 cylinders / 3.41 l			
Rated power (ISO 14396)	54.6 kW (75 HP)		74 kW (100 HP)		101 kW (135 HP)		
Maximum torque	280 Nm (at 1 600 RPM)		430 Nm (at 1 400 RPM)		500 Nm (at 1 400 RPM)		
DIMENSIONS							
Standard tires	Camso 12-16.5"		Alliance 400/70 R20 A580		Alliance 460/70 R24 A580		
Overall width	1 832 mm		2 100 mm		2 370 mm		
Overall length to forks face	3 989 mm		4 507 mm		5 056 mm	4 869 mm	4 669 mm
Overall height* with Low Mounted Cab	—		2 140 (20") / 2 225 (24") [mm (tires)]		—		
Overall height* with High Mounted Cab	1 930 mm (16.5" tires)		2 290 (20") / 2 375 (24") [mm (tires)]		2 373 mm (20") / 2 457 (24") [mm (tires)]		2 457 mm
Ground clearance	250 mm (16.5" tires)		348 mm (24" tires)		430 mm (24" tires)		
Wheelbase	2 360 mm		2 820 mm		2 870 mm		
External turning radius (with standard tires)	3 235 mm		3 717 mm		3 714 mm		
DRIVE SYSTEM							
Transmission	Continuous variable hydrostatic transmission with electronic regulation & 4 wheel drive						
Main drive	Hydrostatic motor			Hydrostatic motor + 2 speed gearbox			
Number of speeds (forward and backward)	2			4			
Max. speed High range	30 km/h (20" tires)		40 km/h (24" tires)				
Steering modes	4 steering modes with automatic wheel realignment 2 wheel steering / 4 wheel steering / Crab-steer / Semi-crab steer (optional)						
HYDRAULIC SYSTEM							
Pump type	Gear pump with LS valve			LS piston pump with electric displacement limiter			
Valve bank	Flow sharing valve Electro proportional control		Open center with flow sharing & flow compensators technology		Close center with flow sharing & flow compensators technology		
Max. pump capacity	80 l/min		100 l/min		190 l/min		
Max. working pressure	250 bar				255 bar		
Max. flow output at front auxiliary output	80 l/min		90 l/min		100 l/min	150 l/min	
Max. flow output at rear auxiliary output	—		20 l/min		100 l/min		150 l/min
BRAKING SYSTEM							
Service brake	Oil-immersed discs						
Parking and emergency brake	Passive brake with automatic actuation						
FLUID CAPACITIES							
Fuel	65 l		115 l		138 l		
AdBlue	—		22.4 l		28.8 l		
Hydraulic	70 l		87 l		105 l	126 l	
BOOM CYCLE TIMES							
Boom raising	5.6 s		5.3 s		8 s	4.9 s	6.5 s
Boom lowering	4 s		4 s		6 s	4.3 s	5 s
Boom extension	5.4 s		5 s		6.3 s	7.1 s	3.8 s
Boom retraction	3.4 s		3.6 s		4.2 s	6.5 s	3.7 s
Crowding	2.9 s		2.5 s		2.5 s	3 s	2.3 s
Dumping	2.7 s		2.4 s		2.4 s	2.7 s	2.5 s

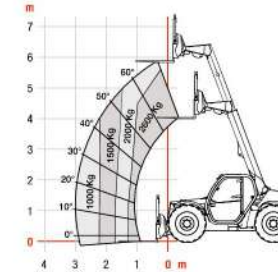
*with roof wiper

SUPER COMPACT & COMPACT MODELS

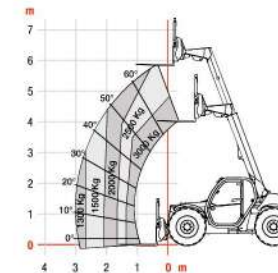
TL25.60



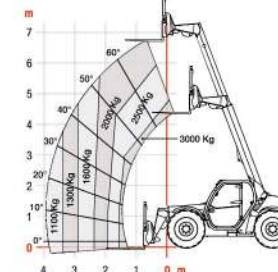
TL26.60



TL30.60

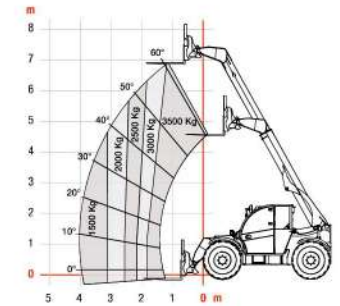


TL30.70

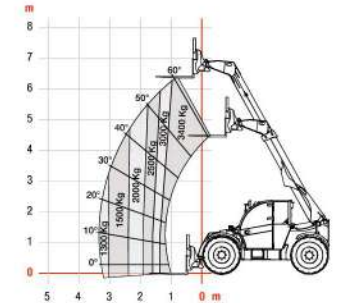


LARGE MODELS

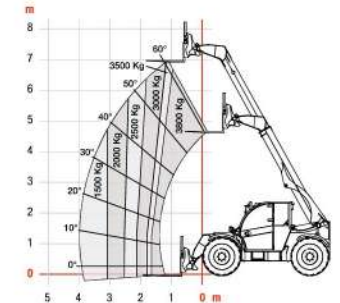
TL35.70



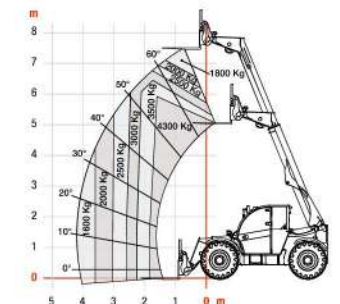
TL34.65HF



TL38.70HF



TL43.80HF



FINANCING OPTIONS

24, 36, OR 48 MONTH FINANCING*

Take advantage of 24, 36 or 48 month financing programs starting from **0% interest** and improve your cashflow.

Ask your dealer for the financing offers available.

120 MACHINES / 150 ATTACHMENT FAMILIES / 1 TOUGH ANIMAL



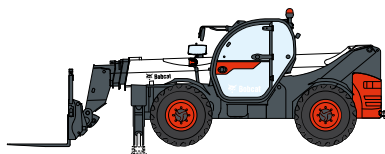
**SKID-STEER
LOADERS**



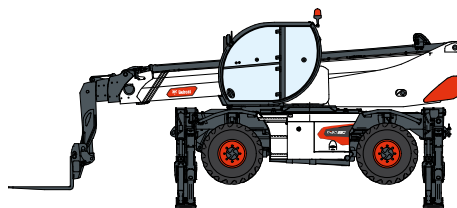
**COMPACT TRACK
LOADERS**



**COMPACT WHEEL
LOADERS**



TELEHANDLERS



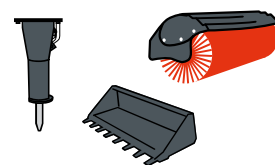
ROTARY TELEHANDLERS



**LIGHT COMPACTION
EQUIPMENT**



**COMPACT
EXCAVATORS**



ATTACHMENTS



**SMALL ARTICULATED
LOADERS**



**MINI TRACK
LOADER**



MOWERS



**COMPACT
TRACTORS**

DOOSAN

Bobcat is a Doosan Company. Doosan is a global leader in construction equipment, power & water solutions, engines, and engineering proudly serving customers and communities for more than a century. | Bobcat and the Bobcat logo are registered trademarks of Bobcat Company in the United States and various other countries. ©2023 Bobcat Company. All Rights Reserved.

www.bobcat.com

©2023 BOBCAT B4501943-EN (03-23)



Bobcat®

*Financing options may vary by country and dealer. Always ask your dealer about currently available financing options. Terms and conditions may apply.

Doosan Bobcat EMEA, U Kodelky 1810, 263 12 Dobříš, Czech Republic